


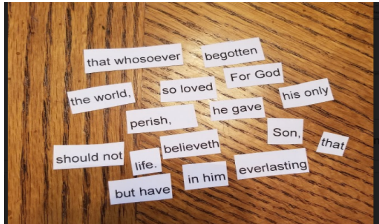



Teaching Strategies

The key to any lesson is to plan ahead. These strategies are here for you to use and hopefully make your life easier and get kids talking. They are not required. Take it or leave it.

Strategy	Basics	Visual
PreK-2nd Grade: Use lots of visuals from books, pictures or newspapers. Have students role play different stories. Bring in and use manipulatives (or hands on items) to teach ideas and concepts.		
<p>Think-Pair-Share</p> <p>Great for ALL ages PreK-9th.</p> <p>Younger grades: lots visuals, role plays, manipulatives</p>	<p>Question: Open ended question Ex. <i>In what ways did David show his trust in God?</i></p> <p>Silent, protected individual think/write time: 1-2ish minutes</p> <p>Pair talk: 1-3 minutes to share with a partner to add any other thoughts they may have missed. .</p> <p>Whole Group Share: Ask for individuals to share what they talked about.</p>	
<p>Thought Bubbles</p> <p>Great for ALL ages K-9th.</p> <p>Great for warm-ups</p>	<p>1 Write topic/theme in middle and circle.</p> <p>2. Have students generate words/phrases about that idea around the outside.</p> <p>Drawings can also be used.</p>	
<p>Backwards Circle Map</p> <p>Works for all ages. Younger grades just need to hear the clues.</p> <p>2nd-9th grade kids can create their own circle map to have classmates guess the topic/theme/idea/person in the middle.</p>	<p>1. Create 10 clues describing middle word</p> <p>2. Cover all words with post-it notes (including center word).</p> <p>3. Number clues 1-10. 10 is the most general clue (hardest clue) and 1 is the most specific (the clue typically used to make sure everyone has it correct).</p> <p>4. Pull clues off one-by-one, starting with number 10.</p> <p>When students know the answer, they CANNOT shout it out. They must continue going through the clues to make sure their guess is correct.</p>	

<h1>Scrambled Sentences</h1> <h2>Works for all ages</h2>	<ol style="list-style-type: none">1. Create or find a sentence2. Cut into words or phrases (depending on level)3. Have students sort to create the sentence.4. Can be done in small groups or pairs.					
<h2>Guided Notes</h2> <p>Good for 2nd-9th if written.</p> <p>Kindergarten-2nd grade: pre-plan questions throughout a reading to stop and discuss.</p>	<ol style="list-style-type: none">1. Give students paper at the beginning of lesson: 3-4 questions. (<i>This will get their minds thinking about the lesson and help the look for key details</i>).2. Students can fill out “note sheet” during OR following lesson using key words or drawings.	<p>3. This can be done independently, in pairs/groups, or as a whole group.</p> <table border="1"><tr><td>1. When was it that Adam and Eve Fell into sin?</td><td>2. What was the result of the fall into sin?</td></tr><tr><td>3. Who does the fall into sin affect?</td><td>4. What was God's promise to save us from sin?</td></tr></table>	1. When was it that Adam and Eve Fell into sin?	2. What was the result of the fall into sin?	3. Who does the fall into sin affect?	4. What was God's promise to save us from sin?
1. When was it that Adam and Eve Fell into sin?	2. What was the result of the fall into sin?					
3. Who does the fall into sin affect?	4. What was God's promise to save us from sin?					
<h2>3-2-1 Summary</h2> <p>All ages (younger kids can do less facts and a connection).</p>	<p>3 facts learned from the lesson 2 questions about the lesson 1 connection I can make to my life or something else I have learned before.</p>	<p>Can be written or verbally talked about.</p>				
<h2>I see...I think...I wonder...</h2> <p>Great for All ages.</p> <p>Younger grades can talk about rather than write anything down</p>	<p>Show a picture and ask them to write:</p> <ol style="list-style-type: none">1. What do you see in the picture?2. What do you think is happening in the picture?3. What does the picture make you wonder about? (younger grades may have to skip this question).					
<h2>Puzzle Maker</h2> <p>http://puzzlemaker.discoveryeducation.com/ All Ages</p>	<ol style="list-style-type: none">1. Create clues for keywords/bible texts/people/themes for lesson.2. Provide resources: Bible texts, stories, or articles to search through to find answers to the clues.	<p>Examples from lesson on Baptism:</p> <ol style="list-style-type: none">1. According to Jesus, in Matthew 18: who are the greatest in the kingdom of heaven? Answer: Children2. This obligates a child of God to battle against sin. Answer: Baptism				